

**Zoom Lens**

This zoom lens is designed for use with Panasonic's applicable projectors. The lens makes it possible to vary the projection distance by changing the focal distance.

**NOTE:** Please use the lens only on the specified Panasonic projector.

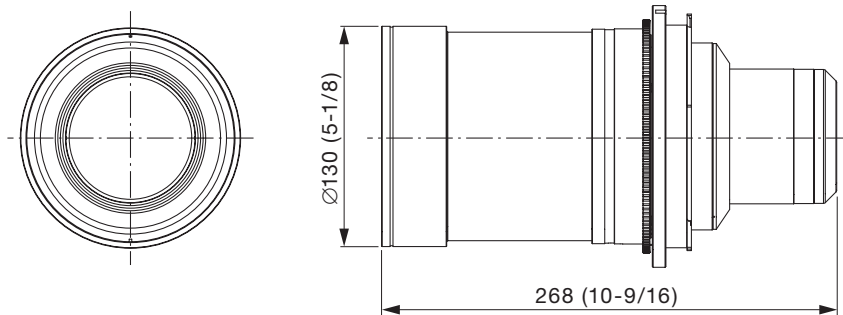
**Specifications**

F value:	2.5
Focal distance (f):	96.6 – 154.1 mm
Throw ratio:	4K+ 4.95 – 7.91:1 WUXGA/Full HD 4.62 – 7.38:1 SXGA+ 5.00 – 7.99:1 WXGA 5.13 – 8.19:1
Dimensions (W × H × D):	130 × 130 × 268 mm (5-1/8 × 5-1/8 × 10-9/16 inches)
Weight:	Approximately 5.0 kg* (11.0 lbs*)
Applicable projector	[Group A] PT-DZ21K/DZ21K2/DS20K/DS20K2/DW17K/DW17K2/DZ16K/DZ16K2 [Group B] PT-DZ13K/DS12K/DW11K/DZ10K/DZ8700/DZ110K/DS8500/DS1100K/DW8300/DW90K [Group C] PT-RZ12K/RS11K PT-RQ13K [Group D] PT-RZ21K/RS20K PT-RQ22K [Group E] PT-RZ31K/RS30K PT-RQ32K

\*Average value. May differ depending on the actual unit.

The throw ratio is an approximate value calculated by dividing the screen width by the projection distance.

**Dimensions**



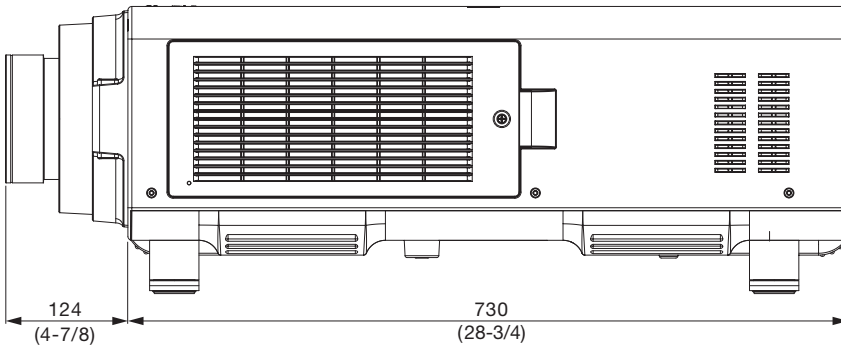
unit : mm (inch)

**NOTE:** This illustration is not drawn to scale.

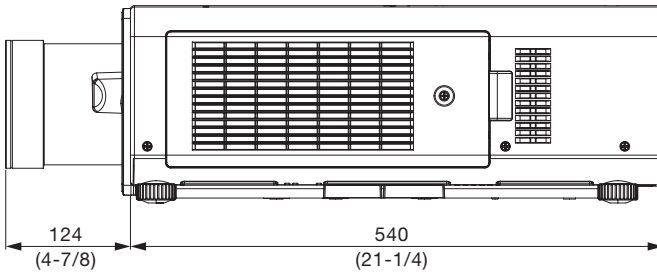
**NOTE:** Please read the projector's instruction manual for throw distances.  
Weights and dimensions shown are approximate. Specifications subject to change without notice.

Zoom Lens

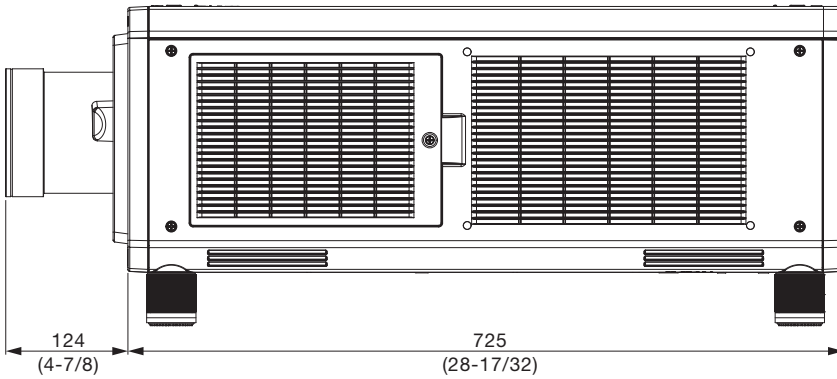
[Group A]



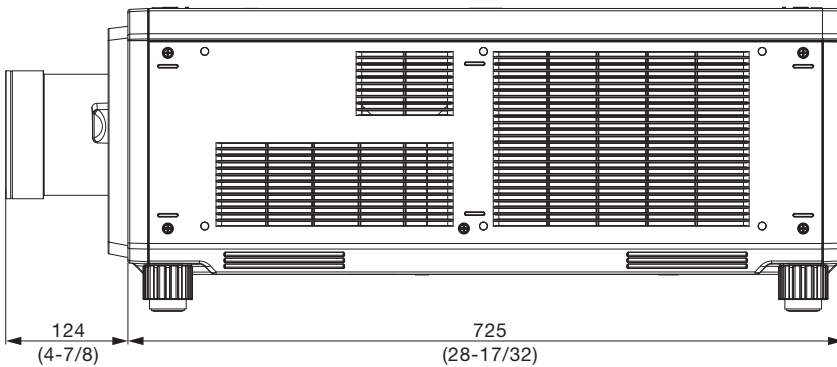
[Group B]



[Group C]



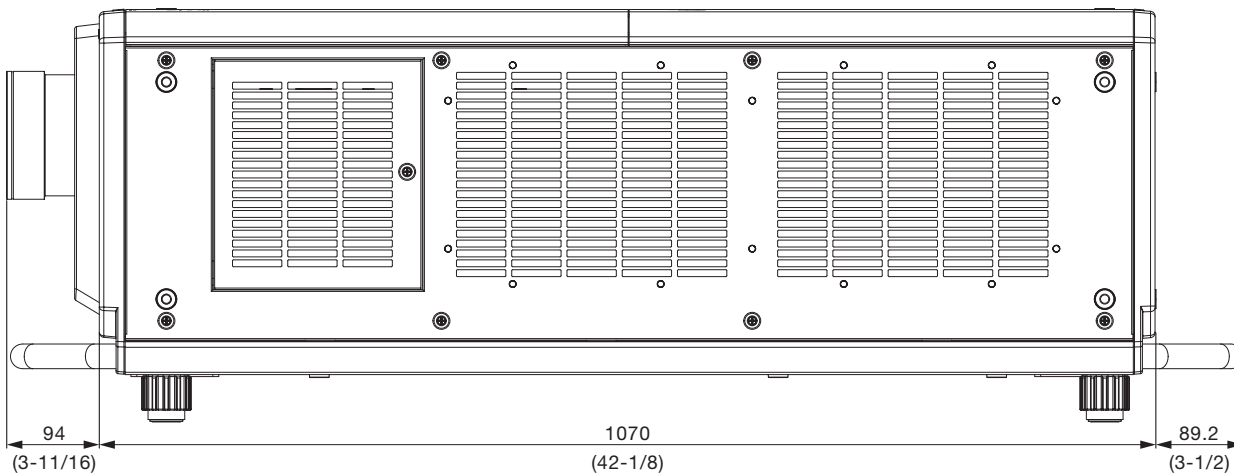
[Group D]



unit : mm (inch)  
NOTE: This illustration is not drawn to scale.

NOTE: Please read the projector's instruction manual for throw distances.  
Weights and dimensions shown are approximate. Specifications subject to change without notice.

[Group E]



unit : mm (inch)  
NOTE: This illustration is not drawn to scale.

NOTE: Please read the projector's instruction manual for throw distances.  
Weights and dimensions shown are approximate. Specifications subject to change without notice.